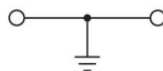



## ET10

Terminal Type - ET10 , Ground modular terminal block , connection method: Screw connection, number of connections: 2, Rated cross section: 10 mm<sup>2</sup>, cross section: 1.5 mm<sup>2</sup> - 16 mm<sup>2</sup>, AWG: 16 - 6 , mounting type: TS 35/7.5, TS 35/15 , TS 32



### Approvals



### General Information

Product Name	ET10
Connection Method	Screw Connection
Rating	10 mm <sup>2</sup> / 1.2 Nm
HSN Number	8904476704252
Standard Packing Qty (in No)	50
Country Of Origin	India
Screw thread	M4

### Dimensions & Weight

Width	10 mm	0.39 inch
Length	44.3 mm	1.74 inch
Height	45.7 mm	1.8 inch
Weight of std. Packing Unit	1.65 Kg	

### Material Data

Insulating Material	Polyamide 6,6
Standard Colour	Green-Yellow
Colour Variants	-

### Rated Conductor Size

Conductor cross section flexible min	1.5 mm <sup>2</sup>
Conductor cross section flexible max	10 mm <sup>2</sup>
Conductor cross section solid min	1.5 mm <sup>2</sup>
Conductor cross section solid max	16 mm <sup>2</sup>

### Rated Conductor Size

Conductor cross section flexible min	1.5 mm <sup>2</sup>
Conductor cross section flexible max	10 mm <sup>2</sup>
Conductor cross section solid min	1.5 mm <sup>2</sup>

Conductor cross section solid max	16 mm <sup>2</sup>
-----------------------------------	--------------------

### Ratings - ATEX

ATEX Standard	EN 60079-7
ATEX Nominal Voltage U <sub>n</sub>	0 V
ATEX Nominal Current I <sub>n</sub>	A
ATEX Cross Sec. Flexible Max.	10 mm <sup>2</sup>

### Ratings - CSA









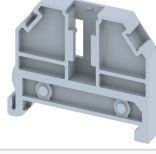

CSA Standard	CSA C22.8 NO 158
B - CSA Nominal Voltage U <sub>N</sub>	0 V
B - CSA Nominal Current I <sub>N</sub>	A
B - CSA Wire Min	16 AWG
B - CSA Wire Max	6 AWG

### Ratings - UL

UL Standard	UL 1059
B - UL Nominal Voltage U <sub>N</sub>	0 V
B - UL Nominal Current I <sub>N</sub>	A
B - UL Wire Min	16 AWG
B - UL Wire Max	6 AWG

### Product Accessories

Cover Profile		
PCK3	Height : 28.00 mm Width : 58.35 mm Thickness : 1.00 mm	
Cover Profile Carrier		
UHDD	Height : 74.50 mm Thickness : 2.00 mm Length : 55.82 mm	
DIN Rail Perforated		
CHKDS	Height : 15.00 mm Width : 35.00 mm Thickness : 1.50 mm Length : 2,000.00 mm	
CHKS	Height : 7.50 mm Width : 35.00 mm Thickness : 1.00 mm	

<b>DIN Rail Perforated</b>		
CHS	Height : 15.00 mm Width : 32.00 mm Thickness : 1.50 mm	
<b>DIN Rail, Unperforated</b>		
CHKD	Height : 15.00 mm Width : 35.00 mm Thickness : 1.50 mm	
CHK	Height : 7.50 mm Width : 35.00 mm Thickness : 1.00 mm	
<b>End Cap</b>		
CHKENDCAP	Height : 14.00 mm Width : 9.00 mm Length : 41.50 mm	
<b>End Clamp</b>		
SCUP	Height : 34.00 mm Width : 9.00 mm Length : 44.75 mm	
SCEC35	Height : 31.50 mm Width : 8.00 mm Length : 45.80 mm	
SCUSL	Height : 41.10 mm Width : 8.00 mm Length : 47.50 mm	
SCUDD	Height : 50.00 mm Width : 10.00 mm Length : 55.60 mm	
DCKN	Height : 33.00 mm Width : 6.00 mm Length : 43.50 mm	
DCKN10	Height : 35.00 mm Width : 10.00 mm Length : 43.50 mm	

<b>End Clamp</b>		
SCKN	Height : 34.50 mm Width : 8.00 mm Length : 44.90 mm	
SCUN	Height : 35.50 mm Width : 9.50 mm Length : 50.60 mm	
<b>Marker For Terminal Blocks</b>		
LABEL KN10	Height : 2.89 mm Width : 10.00 mm Length : 8.50 mm	
<b>Partition Plate</b>		
KBXF	Height : 53.40 mm Width : 1.50 mm Length : 54.00 mm	
<b>Marker carriers</b>		
SCUDDMLH	Height : 71.50 mm Width : 11.00 mm Length : 55.60 mm	
SCUNMLH	Height : 53.50 mm Width : 11.00 mm Length : 50.60 mm	
DCKNMLH	Height : 45.00 mm Width : 10.00 mm Length : 43.50 mm	
SCKNMLH	Height : 42.00 mm Width : 16.00 mm Length : 44.70 mm	