
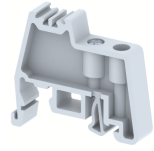



## **KUT10**

Terminal Type - KUT10 , Feed-through terminal block, nominal voltage: 800 V, nominal current: 57 A, Tested at 1100 V , connection method: Screw connection, number of connections: 2, Rated cross section: 10.0 mm<sup>2</sup> , cross section: 1.5 mm<sup>2</sup> - 16 mm<sup>2</sup>, AWG: 16 - 6 , mounting type: TS35/7.5 , TS35/15 , TS32 and TS15

### Product Accessories

Cover Profile		
PCK3	Height : 28.00 mm Width : 58.35 mm Thickness : 1.00 mm	
Cover Profile Carrier		
UHDD	Height : 74.50 mm Thickness : 2.00 mm Length : 55.82 mm	
DIN Rail Perforated		
CHM	Height : 5.00 mm Width : 15.00 mm Thickness : 1.00 mm	
CHS	Height : 15.00 mm Width : 32.00 mm Thickness : 1.50 mm	
CHKDS	Height : 15.00 mm Width : 35.00 mm Thickness : 1.50 mm Length : 2,000.00 mm	
CHKS	Height : 7.50 mm Width : 35.00 mm Thickness : 1.00 mm	
DIN Rail, Unperforated		
CHKD	Height : 15.00 mm Width : 35.00 mm Thickness : 1.50 mm	
CHK	Height : 7.50 mm Width : 35.00 mm Thickness : 1.00 mm	

<b>End Cap</b>		
CHKENDCAP	Height : 14.00 mm Width : 9.00 mm Length : 41.50 mm	
<b>End Clamp</b>		
SCUP	Height : 34.00 mm Width : 9.00 mm Length : 44.75 mm	
SCEC35	Height : 31.50 mm Width : 8.00 mm Length : 45.80 mm	
SCUSL	Height : 41.10 mm Width : 8.00 mm Length : 47.50 mm	
SCUDD	Height : 50.00 mm Width : 10.00 mm Length : 55.60 mm	
DCKN	Height : 33.00 mm Width : 6.00 mm Length : 43.50 mm	
DCKN10	Height : 35.00 mm Width : 10.00 mm Length : 43.50 mm	
SCKN	Height : 34.50 mm Width : 8.00 mm Length : 44.90 mm	
SCUN	Height : 35.50 mm Width : 9.50 mm Length : 50.60 mm	
<b>End Cover</b>		
KPX	Height : 36.00 mm Width : 1.50 mm Length : 40.00 mm	

<b>Fixed Bridge</b>		
CCLA10-2W	Height : 20.00 mm Pitch : 10.00 mm Length : 17.30 mm	
CCLA10-10W	Height : 20.00 mm Pitch : 10.00 mm Length : 97.50 mm	
CCLA10-3W	Height : 20.00 mm Pitch : 10.00 mm Length : 27.30 mm	
CCLA10-4W	Height : 20.00 mm Pitch : 10.00 mm Length : 37.30 mm	
CCLA10-5W	Height : 20.00 mm Pitch : 10.00 mm	
CCLA10-6W	Height : 20.00 mm Pitch : 10.00 mm Length : 57.40 mm	
CCLA10-7W	Height : 20.00 mm Pitch : 10.00 mm Length : 67.40 mm	
CCLA10-8W	Height : 20.00 mm Pitch : 10.00 mm Length : 77.40 mm	
<b>Insertion Bridge</b>		
SLC10N-2W	Width : 17.50 mm Pitch : 10.00 mm Length : 26.50 mm	
SLC10N-10W	Width : 97.50 mm Pitch : 10.00 mm Length : 26.50 mm	
SLC10N-4W	Width : 37.50 mm Pitch : 10.00 mm Length : 26.50 mm	

Insertion Bridge		
SLC10N-6W	Width : 57.50 mm Pitch : 10.00 mm Length : 26.50 mm	
Marker For Terminal Blocks		
LABEL KN10	Height : 2.89 mm Width : 10.00 mm Length : 8.50 mm	
Partition Plate		
KBXF	Height : 53.40 mm Width : 1.50 mm Length : 54.00 mm	
KBX	Height : 43.00 mm Width : 1.50 mm Length : 54.00 mm	
Switching Jumper		
LSR10-16	Width : 6.00 mm	
RSL10	Thickness : 1.60 mm Pitch : 10.00 mm Length : 17.00 mm	
Warning Label		
WL10	Width : 28.00 mm Thickness : 1.50 mm Length : 39.00 mm	
Marker carriers		
SCUDDMLH	Height : 71.50 mm Width : 11.00 mm Length : 55.60 mm	
SCUNMLH	Height : 53.50 mm Width : 11.00 mm Length : 50.60 mm	
DCKNMLH	Height : 45.00 mm Width : 10.00 mm Length : 43.50 mm	

**Marker carriers**

SCKNMLH	Height : 42.00 mm Width : 16.00 mm Length : 44.70 mm	
---------	--	---

