

KULTD6

Terminal Type - KULTD6, Test Disconnect Terminal Block, nominal voltage: 1000 V, nominal current: 41 A, Rated cross-section- 6 mm² , connection method: Screw connection with spring support, number of connections: 2, cross-section: 0.5 mm² - 10 mm² , AWG: 24-8 , mounting type: TS35/7.5, TS35/15 and TS32

Product Accessories

DIN Rail Perforated		
CHKDS	Height : 15.00 mm Width : 35.00 mm Thickness : 1.50 mm Length : 2,000.00 mm	
CHKS	Height : 7.50 mm Width : 35.00 mm Thickness : 1.00 mm	
CHS	Height : 15.00 mm Width : 32.00 mm Thickness : 1.50 mm	
DIN Rail, Unperforated		
CHKD	Height : 15.00 mm Width : 35.00 mm Thickness : 1.50 mm	
CHK	Height : 7.50 mm Width : 35.00 mm Thickness : 1.00 mm	
End Cap		
CHKENDCAP	Height : 14.00 mm Width : 9.00 mm Length : 41.50 mm	
End Clamp		
SCUP	Height : 34.00 mm Width : 9.00 mm Length : 44.75 mm	
SCEC35	Height : 31.50 mm Width : 8.00 mm Length : 45.80 mm	
SCUSL	Height : 41.10 mm Width : 8.00 mm Length : 47.50 mm	

End Clamp		
SCUDD	Height : 50.00 mm Width : 10.00 mm Length : 55.60 mm	
DCKN	Height : 33.00 mm Width : 6.00 mm Length : 43.50 mm	
DCKN10	Height : 35.00 mm Width : 10.00 mm Length : 43.50 mm	
SCKN	Height : 34.50 mm Width : 8.00 mm Length : 44.90 mm	
SCUN	Height : 35.50 mm Width : 9.50 mm Length : 50.60 mm	
End Cover		
KPSLD	Height : 46.40 mm Width : 2.00 mm Length : 85.10 mm	
Fixed Bridge		
CCLAKG6-10W	Pitch : 8.00 mm Length : 80.45 mm	
CCLAKG6-2W	Pitch : 8.00 mm Length : 16.45 mm	
CCLAKG6-3W	Pitch : 8.00 mm Length : 24.45 mm	
CCLAKG6-4W	Pitch : 8.00 mm Length : 32.45 mm	
CCLAKG6-5W	Pitch : 8.00 mm Length : 40.45 mm	


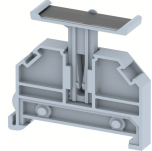

Fixed Bridge		
CCLAKG6-6W	Pitch : 8.00 mm Length : 48.45 mm	
CCLAKG6(4+1)AW	Height : 65.65 mm Width : 9.80 mm Length : 64.45 mm	
Insertion Bridge		
KUSLD6(2)AW	Width : 24.45 mm Length : 11.25 mm	
KUSLD6(2+1)AW	Width : 34.00 mm Length : 11.25 mm	
KUSLD6(3)AW	Width : 40.45 mm Length : 11.25 mm	
KUSLD6(3+1)AW	Width : 48.45 mm Length : 11.25 mm	
KUSLD6(4)AW	Width : 56.45 mm Length : 11.25 mm	
KUSLD6(4+1)AW	Width : 56.45 mm Length : 11.25 mm	
KSLD6-10W	Width : 79.00 mm Pitch : 8.00 mm Length : 34.00 mm	
KSLD6-2W	Width : 15.00 mm Pitch : 8.00 mm Length : 34.00 mm	
KSLD6-3W	Width : 23.00 mm Pitch : 8.00 mm Length : 34.00 mm	

Insertion Bridge		
KSLD6(3+1)AW	Height : 34.00 mm Width : 3.20 mm Thickness : 1.20 mm Pitch : 8.00 mm Length : 47.00 mm	
KSLD6-7W	Height : 34.00 mm Width : 3.20 mm Thickness : 1.20 mm Pitch : 8.00 mm Length : 55.00 mm	

Marker For Terminal Blocks		
LABEL KN8	Height : 2.43 mm Width : 8.00 mm Length : 8.50 mm	

Switching Jumper		
SLD6-10W	Height : 13.60 mm Pitch : 8.00 mm Length : 78.60 mm	
SLD6-2W	Height : 13.60 mm Pitch : 8.00 mm Length : 14.60 mm	
SLD6-3W	Height : 13.60 mm Pitch : 8.00 mm Length : 22.60 mm	
SLD6-4W	Height : 13.60 mm Pitch : 8.00 mm Length : 30.60 mm	
SLD6-5W	Height : 13.60 mm Pitch : 8.00 mm Length : 38.60 mm	
SLD6-6W	Height : 13.60 mm Pitch : 8.00 mm Length : 46.40 mm	

Marker carriers		
SCUDDMLH	Height : 71.50 mm Width : 11.00 mm Length : 55.60 mm	

Marker carriers		
SCUNMLH	Height : 53.50 mm Width : 11.00 mm Length : 50.60 mm	
DCKNMLH	Height : 45.00 mm Width : 10.00 mm Length : 43.50 mm	
SCKNMLH	Height : 42.00 mm Width : 16.00 mm Length : 44.70 mm	
Switching Lock		
KULTD6LP	Height : 32.30 mm Thickness : 5.75 mm Length : 15.85 mm	