
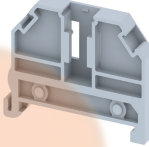



## **KBTM5-15**


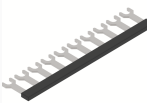
Terminal Type - KBTM5-15 , Feed Through Terminal Block , nominal voltage: 800 V (Tested at 1100 V) , nominal current: 76 A, connection method: Bolt Connection - Nut driver operated, number of connections: 2, cross section: 0.5 mm<sup>2</sup> - 16 mm<sup>2</sup>, AWG: 14 - 6, mounting type: TS 35/7.5, TS 35/15, TS 32


### Product Accessories


| Cover Profile          |  |   |
|------------------------|--|---|
| PCC3K                  | Height : 17.50 mm<br>Width : 50.00 mm<br>Thickness : 1.50 mm                         |    |
| PCCM30K                | Height : 3.00 mm<br>Width : 30.00 mm<br>Thickness : 1.00 mm                          |    |
| PCCM45K                | Height : 13.15 mm<br>Width : 45.00 mm<br>Thickness : 1.30 mm                         |    |
| DIN Rail Perforated    |  |   |
| CHKDS                  | Height : 15.00 mm<br>Width : 35.00 mm<br>Thickness : 1.50 mm<br>Length : 2,000.00 mm |  |
| CHKS                   | Height : 7.50 mm<br>Width : 35.00 mm<br>Thickness : 1.00 mm                          |  |
| CHS                    | Height : 15.00 mm<br>Width : 32.00 mm<br>Thickness : 1.50 mm                         |  |
| DIN Rail, Unperforated |  |   |
| CHKD                   | Height : 15.00 mm<br>Width : 35.00 mm<br>Thickness : 1.50 mm                         |  |
| CHK                    | Height : 7.50 mm<br>Width : 35.00 mm<br>Thickness : 1.00 mm                          |  |
| End Cap                |  |   |
| CHKENDCAP              | Height : 14.00 mm<br>Width : 9.00 mm<br>Length : 41.50 mm                            |  |

| End Clamp |  |   |
|-----------|--|---|
| SCUP      | Height : 34.00 mm<br>Width : 9.00 mm<br>Length : 44.75 mm  |    |
| SCEC35    | Height : 31.50 mm<br>Width : 8.00 mm<br>Length : 45.80 mm  |    |
| SCUSL     | Height : 41.10 mm<br>Width : 8.00 mm<br>Length : 47.50 mm  |    |
| SCUDD     | Height : 50.00 mm<br>Width : 10.00 mm<br>Length : 55.60 mm |    |
| DCKN      | Height : 33.00 mm<br>Width : 6.00 mm<br>Length : 43.50 mm  |   |
| DCKN10    | Height : 35.00 mm<br>Width : 10.00 mm<br>Length : 43.50 mm |  |
| SCKN      | Height : 34.50 mm<br>Width : 8.00 mm<br>Length : 44.90 mm  |  |
| SCUN      | Height : 35.50 mm<br>Width : 9.50 mm<br>Length : 50.60 mm  |  |

| End Cover |   |   |
|-----------|---|---|
| KPS4      | Height : 32.00 mm<br>Width : 1.50 mm<br>Length : 50.00 mm |  |

| Insertion Bridge |  |   |
|------------------|--|---|
| KSL5-2W          | Width : 37.50 mm<br>Pitch : 15.00 mm<br>Length : 26.00 mm  |  |
| KSL5-10W         | Width : 142.50 mm<br>Pitch : 15.00 mm<br>Length : 26.50 mm |  |

| Insertion Bridge |   |   |
|------------------|---|---|
| KSL5-3W          | Width : 22.50 mm<br>Pitch : 15.00 mm<br>Length : 26.00 mm |  |
| KSL5-4W          | Width : 52.50 mm<br>Pitch : 15.00 mm<br>Length : 26.00 mm |  |
| KSL5-5W          | Width : 67.50 mm<br>Pitch : 15.00 mm<br>Length : 26.00 mm |  |

| Marker For Terminal Blocks |                 |   |
|----------------------------|-----------------|---|
| LABEL KN6.5                | Width : 6.70 mm |  |

| Partition Plate |   |  |
|-----------------|---|--|
| KBXF            | Height : 53.40 mm<br>Width : 1.50 mm<br>Length : 54.00 mm |  |

| Marker carriers |  |   |
|-----------------|--|---|
| SCUDDMLH        | Height : 71.50 mm<br>Width : 11.00 mm<br>Length : 55.60 mm |  |
| SCUNMLH         | Height : 53.50 mm<br>Width : 11.00 mm<br>Length : 50.60 mm |  |
| DCKNMLH         | Height : 45.00 mm<br>Width : 10.00 mm<br>Length : 43.50 mm |  |
| SCKNMLH         | Height : 42.00 mm<br>Width : 16.00 mm<br>Length : 44.70 mm |  |