


DIN Rail Mounted Relay Interface Modules

1 Changeover




SPECIFICATION

Relay Make :	Omron, O/E/N or Equivalent	Channel	Channel	Type
Coil Voltage :	DC: 12 V,24 V,48 V,110 V,220V AC: 12 V,24 V,48 V,110 V,220V		1	RMIR122
Contact Rating:	Voltage	Current	2	RMIR123
	230 VAC/30 VDC	10Amp	4	RMIR124
Fuse Cartridge Size :			8	RMIR126
	5X20		16	RMIR247

Design Options:

- Without Socket / With Socket
- Without / With Fuse at Pole
- Without Loop / Negative Loop / Positive Loop

2 Changeover




SPECIFICATION

Relay Make :	Omron, O/E/N or Equivalent	Channel	Channel	Type
Coil Voltage :	DC: 12 V,24 V,48 V,110 V,220V AC: 12 V,24 V,48 V,110 V,220V		1	RMIR104
Contact Rating:	Voltage	Current	2	RMIR158
	230 VAC/30 VDC	5Amp	4	RMIR105
Fuse Cartridge Size :			8	RMIR081
	5X20		16	RMIR268

Design Options:

- Without Socket / With Socket
- Without / With Fuse at Pole
- Without Loop / Negative Loop / Positive Loop

4 Changeover



SPECIFICATION

Relay Make :	Omron, O/E/N or Equivalent	Channel	Channel	Type
Coil Voltage :	DC: 12 V,24 V,48 V,110 V,220V AC: 12 V,24 V,48 V,110 V,220V		1	RMIR177
Contact Rating:	Voltage	Current	2	RMIR356
	230 VAC/30 VDC	3Amp	4	RMIR368
Fuse Cartridge Size :			8	RMIR370
	5X20			

Design Options:

- Without Socket / With Socket
- Without / With Fuse at Pole
- Without Loop / Negative Loop / Positive Loop

Ordering Example

8 Channel 1 Changeover Relay Module with O/E/N Relays with socket for plug in type arrangement & Ground Coil Terminals are shorted/common (negative looping on Coil Side) Coil Voltage 24 VDC.

RMIR126 0 L 0 D1

Relay Make		Socket/base		Fuse At Pole		Coil Voltage	
O	O/E/N	O	Without Socket	O	Without Fuse	D0	12 VDC
T	Omron	L	With Socket	L	With Fuse	A0	12 VDC
R	Finder					D1	24 VDC
X	Others (Specify)					A1	24 VDC
						D2	48 VDC
						A2	48 VDC
						D3	110 VDC
						A3	110 VDC
						D4	220 VDC
						A4	220 VDC

Notes:

Please specify Relay Make, Coil Voltage & required Looping at time of Ordering.

We can also provide modules with relays recommended

Module With Male Sub-D Connector



Module With Female Sub-D Connector



Ordering Information Sub-D Connectors

No. of Pins	Type		Dimensions LxWxH (mm)
	MALE	FEMALE	
9	RMI 9 DM	RMI 9 DF	45X77.25X64
15	RMI 15 DM	RMI 15 DF	68X77.25X64
25	RMI 25 DM	RMI 25 DF	90X77.25X64
37	RMI 37 DM	RMI 37 DF	112X77.25X64
50	RMI 50 DM	RMI 50 DF	56X77.25X64

WE CAN ALSO PROVIDE RIGHT ANGLED SUB-D CONNECTORS WITH THE ABOVE CONFIGURATION

RATING

WIRE RANGE	CURRENT	VOLTAGE
0.5-2.5 SQ.mm 22-14 AWG	1.5 AMPS	250 VAC

Standard Module With IDC Connector



Matrix Facility Module With IDC Connector



Ordering Information IDC/FRC (header) Connectors

No. of Pins	Type		Dimensions LxWxH (mm)
	MALE	FEMALE	
10	RMI 10 I	RMI 10 IM	45X77.25X64
14	RMI 14 I	RMI 14 IM	68X77.25X64
16	RMI 16 I	RMI 16 IM	68X77.25X64
20	RMI 20 I	RMI 20 IM	90X77.25X64
26	RMI 26 I	RMI 26 IM	90X77.25X64
34	RMI 34 I	RMI 34 IM	112X77.25X64
40	RMI 40 I	RMI 40 IM	135X77.25X64
50	RMI 50 I	RMI 50 IM	156X77.25X64
64	RMI 64 I	RMI 64 IM	179X77.25X64

